








**SPECIFICATIONS SUMMARY**

**QUESTER EURO 5 UNIQUE FEATURES**

<b>MODEL</b>	<b>E90   GWE 460   6x4 Truck Tractor</b>
<b>Power at r/min kW:</b>	346 @ 1 800
<b>Torque (Nm/rpm):</b>	2 240 @ 950 - 1 400
<b>Transmission:</b>	12 SPD AMT
<b>Overall length (mm):</b>	7 055
<b>Overall width (mm):</b>	2 480
<b>Wheelbase (mm):</b>	4 085

	<p><b>FUEL EFFICIENCY</b></p> <p>The 11L modern engine delivers high torque from low revs with flat torque curves thereby providing better pulling power and fuel efficient driving.</p>
	<p><b>DRIVER EFFICIENCY</b></p> <p>A spacious and large cabin provides a pleasant and comfortable working environment.</p>
	<p><b>PRODUCTIVITY</b></p> <p>Optimized tare weight and driveline significantly reduced truck's weight, allowing increased payload.</p>
	<p><b>SAFETY</b></p> <p>Reliable auxiliary braking system.</p>
	<p><b>UPTIME</b></p> <p>Upgraded high-tensile chassis frame has been designed for optimal vehicle strength and long-term durability.</p>

## TECHNICAL SPECIFICATIONS

### MASS

Tare – total (T) * kg	8 084
Tare Frt / Rr kg	4 426/3 669kg
GVM kg	31 000
V kg	25 700
GCM kg	60 000
D/T kg	56 000
Axle – front GA/GAU kg	8 000
Axle – front A/AU kg	7 700
Axle – rear GA/GAU kg	23 000
Axle – rear A/AU kg	18 000
* Included in tare	Standard fuel volume

### PERFORMANCE

Gradeability at V %	78.05
Gradeability at D/T %	35.82
Max. geared road speed km/h	144

\*Based on theoretical calculations. Actual performance depends on various parameters like actual load, road conditions, driver behaviour, condition of the vehicle etc.

### ENGINE

Model	GH11E
Capacity cm <sup>3</sup>	10 837
Layout	In line six cylinders
Type	Turbo Intercooled (Unit Injectors)
Power at r/min kW	346 @ 1 800
Torque at r/min Nm	2 240 @ 950 - 1 400
Emissions standard	EUR V

### TRANSMISSION

Model	Escot-ATO2612F
Shift	Automated manual
No. of gears forward	12
First gear ratio	11.729
Top gear ratio	0.785
Transmission PTO	Prepared for PTO fitment

### CLUTCH

Model	Organic
Type	Single Plate
Diameter (mm)	430
Operation	Automated

### DRIVE AXLE

Model	RTS2670B
Reduction type	Tandem Single Reduction
Final ratio	4.11

### SUSPENSION

Front	Parabolic leaf spring
Rear	Multileaf Spring
Shock absorbers	Standard- rear
Stabilisers	Front Standard

### STEERING

Operation	Power Assisted
Steering Wheel Tilt & Telescopic	Standard

### BRAKES

System type	Full air
Front	S-cam Drum Brake
Rear	S-cam Drum Brake
Electronic brake system	ABS
Park/emergency system	Front and rear spring brakes
Exhaust brake	UD EEB (Extra compression brake with exhaust pressure governor )
Engine brake	Standard
Retarder	Standard

### ELECTRICAL & FUEL

Fuel tank 1 capacity ltrs	450 aluminium tank
Fuel tank 2 capacity ltrs	365 aluminium tank
AD-Blue Tank ltrs	50

### TYRES

Size – front	315/80R22.5
Size – rear	315/80R22.5

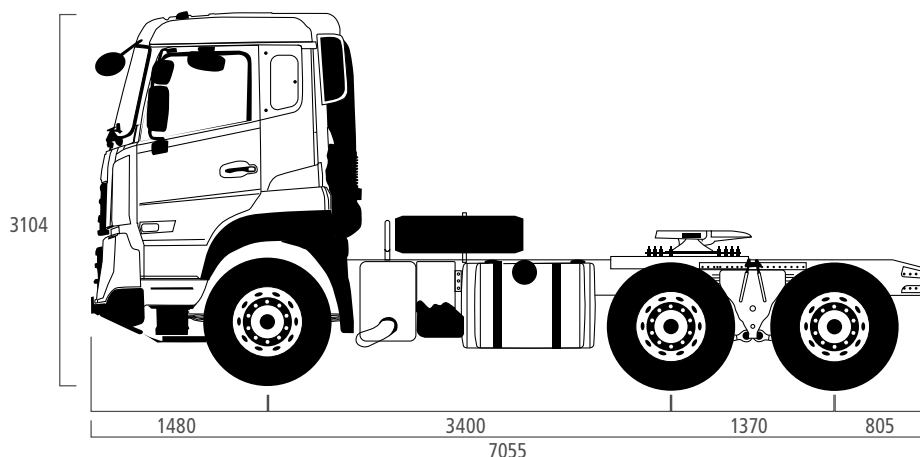
### CAB

Type	Standard roof single sleeper (With cab back mattress)
Cab suspension	Air below rear cab suspension
No. of bunks	1
No. of seats	2
Seat Belts	Standard – ELR with Reminder
Seats	Fully adjustable air suspended driver seat with arm rest, Fixed passenger
Air conditioning	Standard
Radio	Standard
On-board computer	Multi Display function
Tilt cab	Electrical cab tilt
Speed limiter (km/h)	80
Rear View Mirrors	6 total (Front and LHS close proximity, rear and wide angle RHS & LHS)
Electric Dashboard Outlet	12V + 24 V dash single outlet
Cruise control	Standard
Rear lower storage underbunk	Standard
Driver Fuel Coaching Tool	Standard
Telematics Communication Gateway	Gateway with 4G/LTE and WLAN

## DIMENSIONS AND WEIGHTS

<b>MODEL</b>	<b>GWE 460</b>	
<b>BODY TYPE</b>	<b>6x4 Truck Tractor</b>	
FOH	Front Over Hang (mm)	1 480
WB	Wheelbase (mm)	4 085

OH	Overall Height (mm)	3 104
OW	Overall Width (mm)	2 480
ROH	Rear Over Hang (mm)	805
Application	<b>Truck Tractor</b>	



Disclaimer: Specifications shown above are only for base reference and same can be customized based on customer requirement. The specifications sheets are subject to change without notification. The images shown are computer graphics that were prepared specifically for this. The specifications, colors and other details of the actual vehicles may vary. The addition of optional features could change the weight of the final product. Some of the features mentioned may only be available as options or accessories and may vary from one model to another and/or from one country to another. For more information, please contact your nearest UD Trucks dealer. (This specification sheet is current as of April 2024.)